

A-level GEOGRAPHY

Paper 2 Human Geography

Insert

This insert contains:

- Figures 1a and 1b for use with Question 1
- Figures 3a and 3b for use with Question 2
- Figures 4a and 4b for use with Question 2
- Figures 5a and 5b for use with Question 3
- Figures 6a and 6b for use with Question 3
- Figures 7a, 7b and 7c for use with Question 4
- Figures 9a and 9b for use with Question 5
- Figures 10a and 10b for use with Question 5

Figure 1a – UN peacekeeping forces involved in active service in different regions between 1955 and 2016

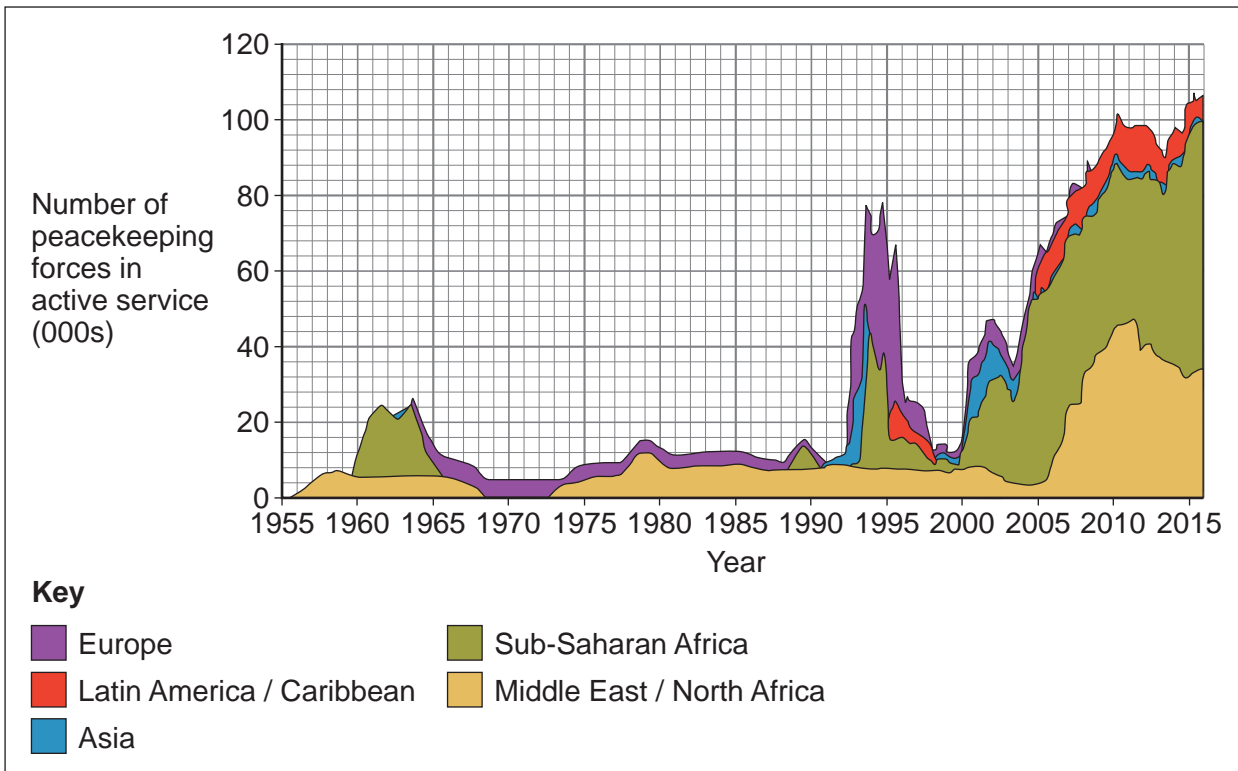


Figure 1b – the origin of UN peacekeeper forces in 1995 and 2016

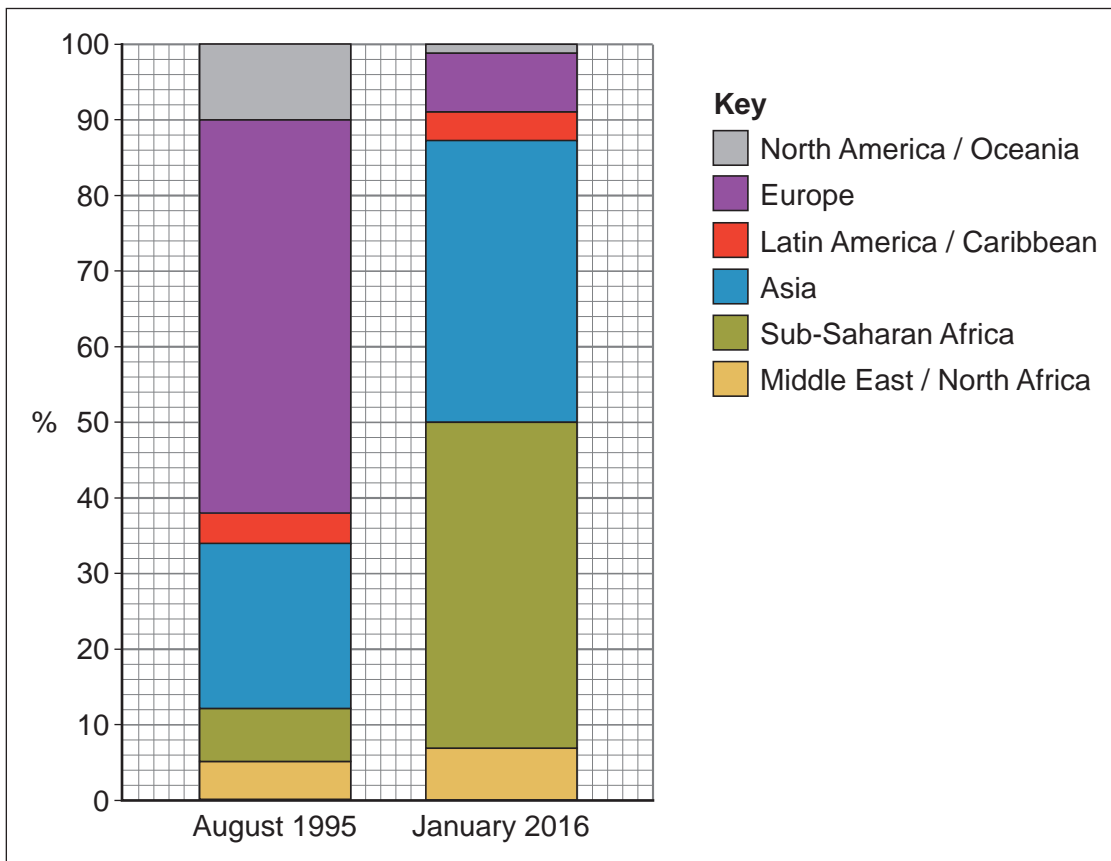
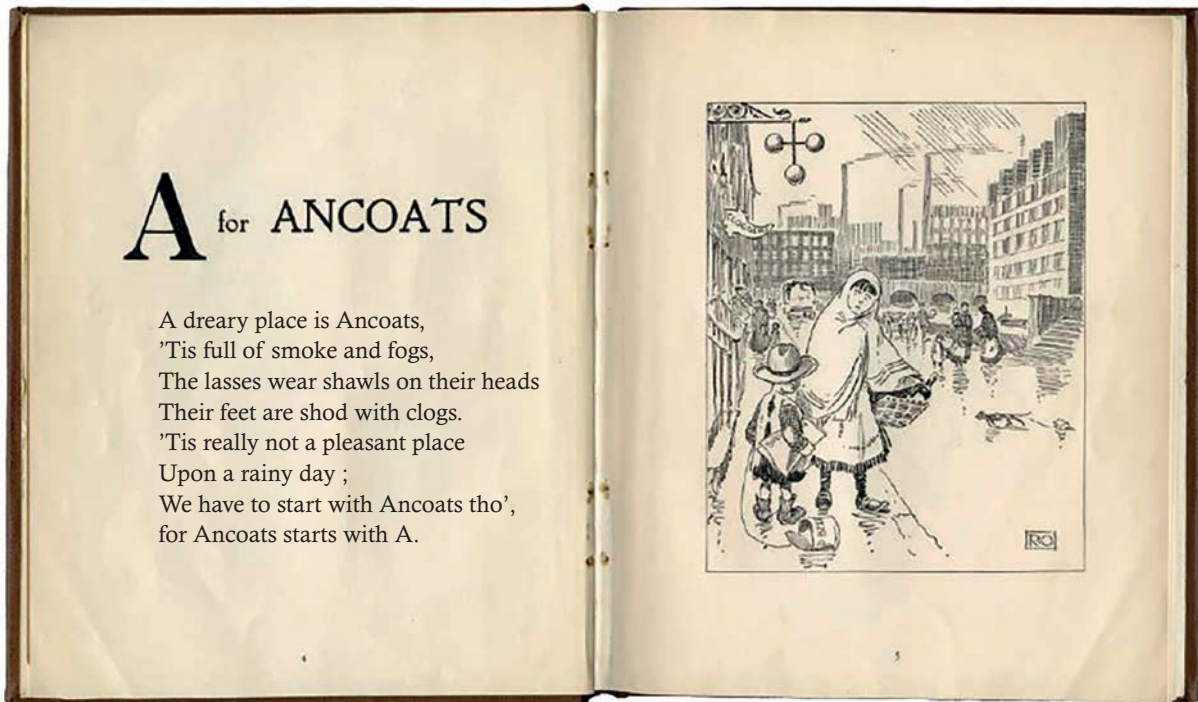


Figure 3a – a poem and sketch, written and drawn in 1906, about Ancoats, an inner-city area of Manchester



Note: This was written by Roger Oldham in 1906 for a book entitled 'A-Z of Manchester'

Figure 3b – aerial photograph of Ancoats taken in 2014



Turn over ►

Figure 4a

A tweet about a protest in Grasmere, a village located in the Lake District National Park

 **Faeryland Grasmere** @faerymere • 20h
Come Join The Resistance! #Grasmere #Resistance  



HOUSEBOATS OFF GRASMERE

JOIN THE RESISTANCE

LOWTHER ESTATES TRUST HAVE APPLIED TO THE LAKE DISTRICT NATIONAL PARK FOR A CERTIFICATE OF LAWFULNESS TO OPERATE TEN X 40 FT HOUSEBOATS ON GRASMERE.

THESE BOATS WILL PROVIDE RESIDENTIAL HOLIDAY ACCOMMODATION FOR TO 6 GUESTS PER BOAT.

JOIN US IN STANDING UP NOT JUST FOR GRASMERE BUT ALL OF THE NATIONAL PARK AND SAY NO TO THE ABUSE OF THE ENVIRONMENT FOR COMMERCIAL GAIN.

THE PROTEST WILL BE ATTENDED BY CAMPAIGN GROUPS, RECREATIONAL GROUPS, LOVERS OF GRASMERE, CLUBS, SCHOOLS, MUSICIANS, POLITICIANS, POETS, NATIONAL NEWS OUTLETS AND MORE.

FACEBOOK.COM/HOUSEBOATSOFFGRASMERE

  16  21

Figure 4b**A news report about the protest in Grasmere****Protesters to mass at Grasmere ‘to save beauty of the Lakes’**

Earlier this month more than 200 people gathered in the village of Grasmere to object to plans by Lowther Estate, which owns the lake, to moor 10 holiday yachts on its shores. Proposals include allowing holidaymakers to stay on the boats overnight, accommodating up to six people for a week, and allowing them to freely navigate Grasmere.

Local people say commercialisation will destroy the beauty and tranquillity of the national park for future generations. The lake is overlooked by Dove Cottage – home of William Wordsworth – who described Grasmere as “the loveliest spot that man hath ever found”.

Andy Astle, 62, a retired Royal Mail manager who has lived in the village for almost five decades, and Joe Nichols, also a local resident, said they had been forced to act to protect the national park as a public space and save its heritage.

Nichols said he expected thousands of people to join the protest. He said, “Over the last two years Lowther Estate have desperately tried to exploit the land for commercial gain at the expense of the environment.” He added: “We can no longer tolerate the constant attempted abuse of areas which should be protected by those who own them.”

David Bliss, chief executive of Lowther Estate, argues that the yachts do not constitute a new development. “The first thing is that they are definitely not houseboats and they already exist on Windermere, Ullswater and Derwentwater, and the second is that they are not detrimental to the area. They will complement other boats already used in Grasmere,” he said.

Figure 5a

The change in population in inner and outer London between 1800 and 2018

London Population infographics x 2
cannot be reproduced here due to third-party copyright restrictions.

Figure 5b

Year of peak population in London boroughs

London Population infographics x 2
cannot be reproduced here due to third-party copyright restrictions.

Note: The boroughs show the census year at which the population reached its peak.

Turn over ►

Figure 6a

The world's most liveable cities in 2018

**Key**

Cities ranked by liveability in 2018 (100 = ideal)

① Vienna (Austria)	99.1	⑥ Vancouver (Canada)	97.3
② Melbourne (Australia)	98.4	⑦ Toronto (Canada)	97.2
③ Osaka (Japan)	97.7	⑦ Tokyo (Japan)	97.2
④ Calgary (Canada)	97.5	⑨ Copenhagen (Denmark)	96.8
⑤ Sydney (Australia)	97.4	⑩ Adelaide (Australia)	96.4

Figure 6b**An aerial photograph of Vienna's suburbs****Turn over ►**

Figure 7a – population pyramid for Cuba in 1980

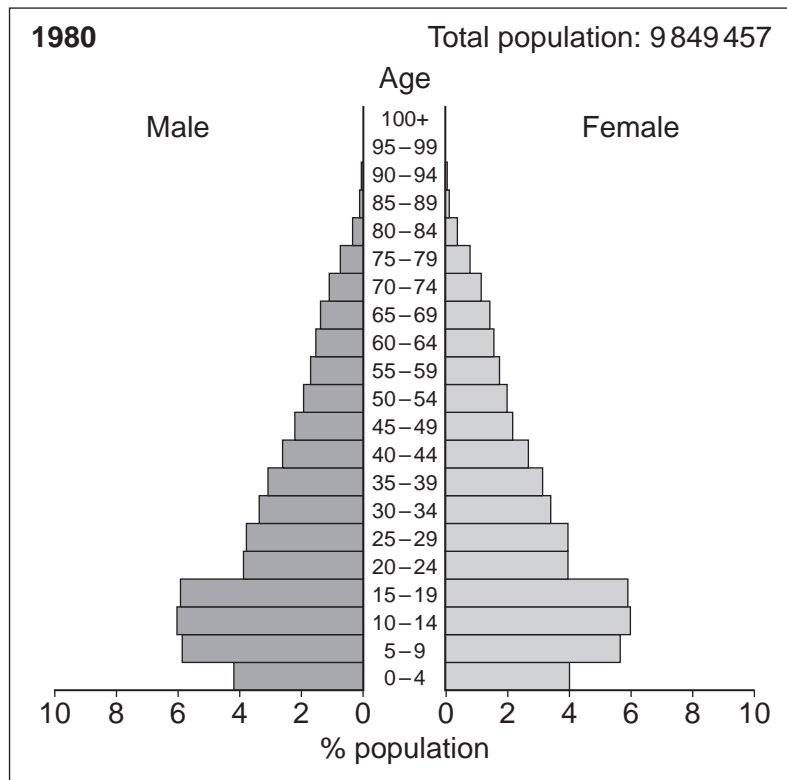


Figure 7b – population pyramid for Cuba in 2010

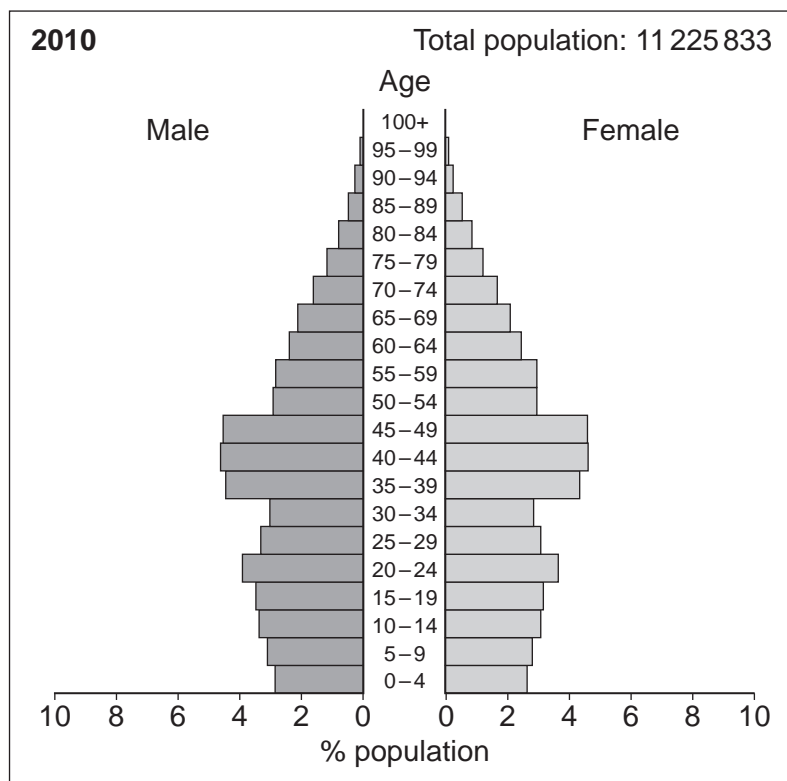
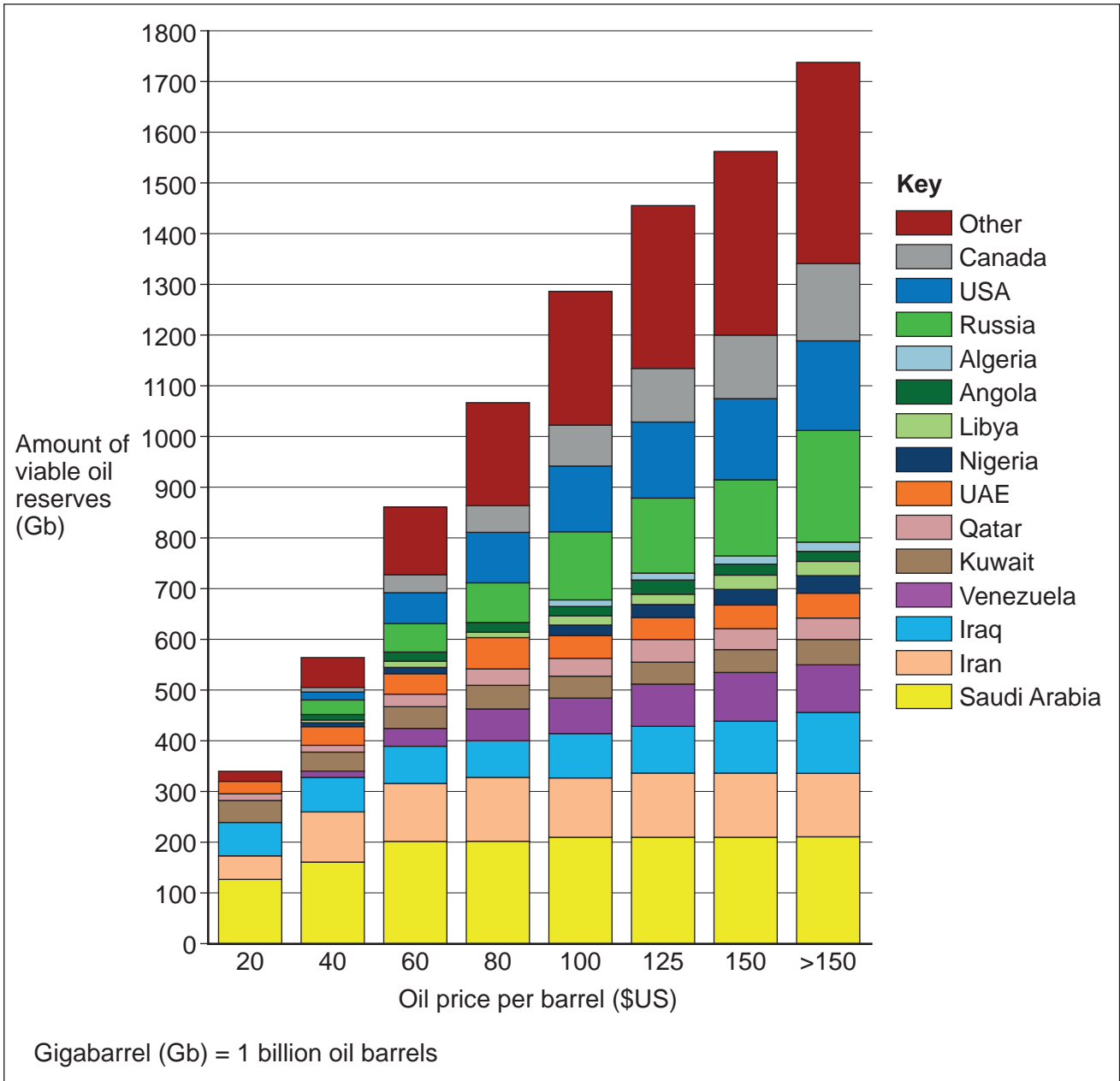


Figure 7c – key vital rates for Cuba for selected years

	1960	1980	2000	2018
Birth rate (per 1000)	32.0	16.3	13.1	10.2
Death rate (per 1000)	8.8	5.9	7.2	9.0
Life expectancy (years)	63.8	73.8	76.7	78.7
Natural increase (%)	0.23	0.10	0.06	0.01

Figure 9a

The location and amount of economically viable oil reserves at different oil prices in 2016



Note: Viable oil reserves are those that can be profitably extracted.

Figure 9b

Average oil price between January 2004 and January 2020

Inflation adjusted oil price graph
cannot be reproduced here due to third-party copyright restrictions.

Turn over ►

Figure 10a

**Information produced by the Canadian government about greenhouse gas emissions
and tar sand developments producing oil in Canada**

Turning the tide infographic
cannot be reproduced here due to third-party copyright restrictions.

Figure 10b

A tar sand oil production area in Alberta, Canada



END OF SOURCES

There are no resources printed on this page

Copyright information

For confidentiality purposes, all acknowledgements of third-party copyright material are published in a separate booklet. This booklet is published after each live examination series and is available for free download from www.aqa.org.uk.

Permission to reproduce all copyright material has been applied for. In some cases, efforts to contact copyright-holders may have been unsuccessful and AQA will be happy to rectify any omissions of acknowledgements. If you have any queries please contact the Copyright Team.

Copyright © 2021 AQA and its licensors. All rights reserved.

